

Summer Camp Info Guide

Arrival at camp - Monday 2-5 p.m.

Departure - Friday by 12 p.m.

Camper Cost:

Individual Cost: \$279

\$50 deposit due by March 7th.

Discounts

Sibling Discount (for all siblings of the same household, except the eldest): -\$50

Attending Second Week of Camp: -\$85

Mail Address all camper mail with the camper's name and week they are attending. Emails can be sent to yes2camp@cobeac.org.

Housing Requests Each camper can request up to two friends to room with them. These requests must be submitted to your church three weeks before your week of camp.

Dating No physical contact is allowed between campers of opposite genders. All campers are required to stay in supervised areas.

Food Allergies Our kitchen is equipped to provide meals for campers with food allergies. Please inform the office if your camper will need assistance with allergies, including gluten, dairy, lactose, nuts, etc. We cannot accommodate special requests if campers do not have an allergy.

Camper Early Departure We understand some campers may need to leave camp early for a variety of reasons. If your camper will need to leave before Friday morning, please contact your church. All campers must first check out of the main camp office with an approved adult. Please bring identification with you.

Camper Check Please check your child for head lice before sending them to camp. All campers found with head lice will have to be sent home, per state laws.

Medications All medications must come in their *original packaging*. Any medications outside of original packaging will not be acceptable for use at Camp. All medication needs to be placed in a zip lock bag in its original container with the campers name on the outside of the bag. Campers may not keep any medication with them during their stay at Camp. All medications is logged and stored in our Health Center. Our Health Staff always keep First Aid and emergency equipment with them around the campsite. If your camper requires extra medical attention, please contact your church.

Dress Guidelines

An easy way to sum up our dress guidelines for everyone is “neck to the knees and loose.”

We maintain a conservative emphasis on conduct and attire. We reserve the right to ask and expect any camper to change their behavior or clothing if deemed inappropriate.

Guys Clothing Recreational clothing for outdoor activities, athletic clothing for gym activities, and nice, casual clothing should be worn to the evening services. All shirts must have sleeves: no tank tops. Bring clothes that would be comfortable, yet conservative, for recreational activities. Avoid wearing clothing with inappropriate advertisement.

Girls Clothing Loose-fitting, knee-length shorts, slacks/jeans/pants are acceptable for recreational activities; CoBeAc does not view leggings/jeggings as appropriate outerwear, if worn please layer under other knee length attire. Casual skirts or dresses must come to the *middle* of the knee and are encouraged to be worn to the evening services. Shirts must have sleeves: no tank tops or spaghetti strap tops should be worn. Avoid wearing clothing with inappropriate advertisement.

Packing List

Please Bring:

- Sleeping bag
- Pillow
- Gym shoes
- Bible
- Pen
- Spending money
- Towels
- Flashlight
- Insect repellent

Do Not Bring:

- Magazines
- Alcohol
- Cigarettes
- Drugs
- Knives or other weapons
- Non-prescription drugs
- Paintballs
- Fireworks
- Skates, Scooters, and Boards
- Cell Phones/ Electronics



Sponsor Information

Cost Individual cost: \$279

With 10 Campers (not including sponsor): 1 Free Sponsor

With 30 Campers (not including sponsor): 2 Free Sponsors

Staying Offsite: \$80 (includes meals and programming)

Sponsor Requirements:

Age Sponsors must be at least 21 years of age. Pastors may contact the office to make special requests.

Housing Housing is limited on campus. Housing is given on a first come first serve basis. Sponsors wishing to stay on-site must submit the CCD Form and deposit to secure housing. Sponsors will be notified if onsite housing is not available. Couple housing is limited to one couple per church. Single sponsors will be housed with other singles. Sponsor housing is limited and is given on a “first come, first serve” basis. Hotels nearby are available for any off-site sponsors.

Attendance A sponsor is required to attend for groups of fifteen campers or more. Those from Michigan churches may be exempt, due to housing space.

Childcare Childcare is not provided by camp staff, but sponsors are welcome to bring their children.

Activities Sponsor children may use age-appropriate activities during free-time, and may swim at the lake during swim times. All sponsor children must have a signed registration form to attend camp.

Meals Sponsor children should attend all regular meal times. The kitchen will not be available for food outside of meals. Sponsors are welcome to use the Dining Hall to feed their children during non-meal hours. If a child has a food allergy, please indicate on their registration form.

Child Cost Costs vary according to the age of a child.

Ages 0-4: Free

Ages 5-7: \$50

Ages 8 and up: \$279

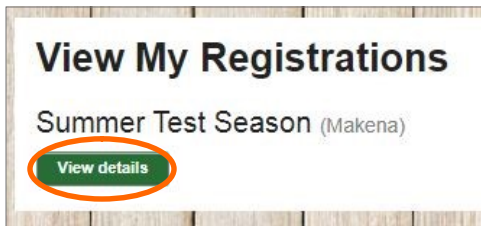


Spending Money

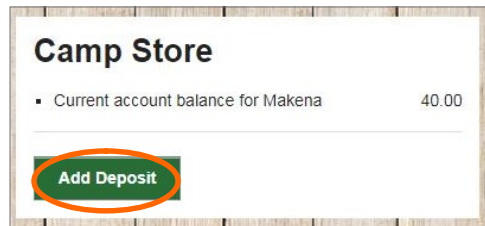
Camp Wallet We want our campers to have a fun, safe time at camp. To ensure our campers get the most out of their spending money, we are offering parents the option to add funds to their online Camp Wallet, instead of sending them with cash. Sponsors and teen campers are still more than welcome to use cash and card in the stores, if they would like to. Campers can use the money in their Camp Wallet to make purchases at any of the stores (vending machines and rifle range will still be cash only).

Online Deposits During the online registration process, parents will be given the option to make an online deposit to their children’s Camp Wallet. If parents would like to add funds after they have already completed registration, they can follow these steps:

1. From the home page, **click** on “Summer Camp 2023” under “View my Registrations”

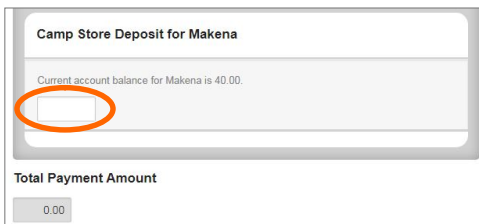


2. The “Camp Store” box will appear in the bottom right corner. **Click** “Add Deposit”

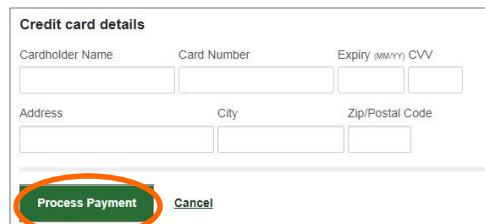


Account balances up- date each day. Parents may check their camper’s balance at any point in the week to see if they would like to add more

3. Your camper’s current wallet balance will be listed. Type the amount you would like to add in the box listed below their balance



3. Complete the credit card details and **click** “Process Payment”



funds.

Wallet Refund At the end of the week, campers will receive their remaining funds back in the way they paid. If parents paid online, their camper’s remaining funds will be transferred back via their method of payment.